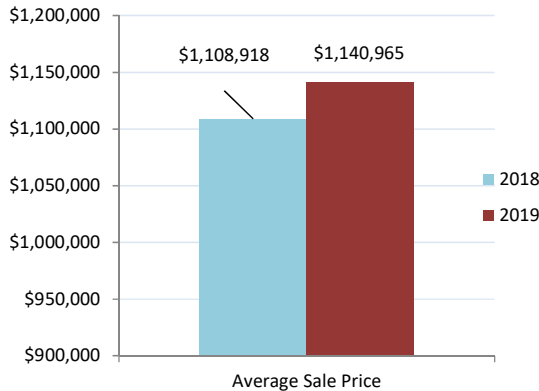
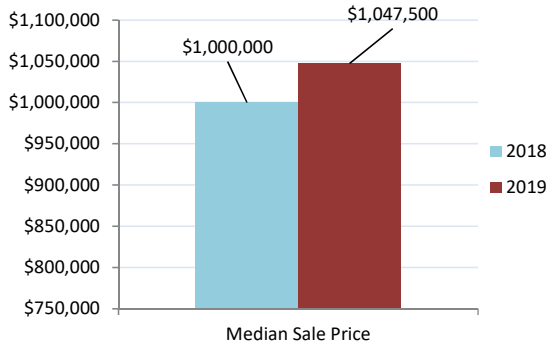
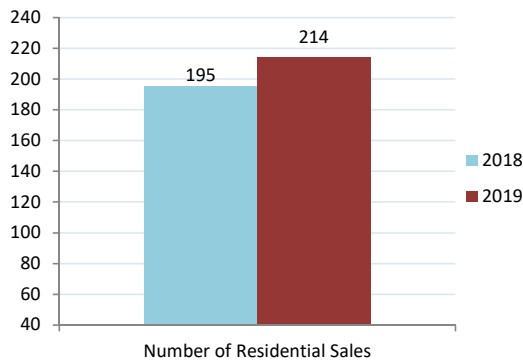
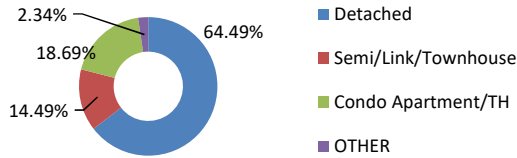




The Oakville, Milton and District Real Estate Board

April 2019 Market Watch: Oakville

Visual Re-Cap for Oakville Market in 2019



Re-Cap for Oakville Market in 2019	
Average Sale Price	Median Sale Price
\$1,140,965	\$1,047,500
Residential Type	Units Sold by Type
Detached	138
Semi/Link/Townhouse	31
Condo Apartment/TH	40
OTHER	5
TOTAL	214
Detached Sales in Oakville	
Price Range	% of Sales by Price
\$600,000 - \$699,000	1.45%
\$700,000 - \$799,000	1.45%
\$800,000 - \$899,000	10.87%
\$900,000 - \$999,000	9.42%
\$1,000,000 - \$1,499,999	46.38%
\$1,500,000 - \$1,999,999	21.74%
\$2,000,000 - \$2,499,999	5.07%
\$2,500,000 - \$2,999,999	1.45%
\$3,000,000 - Above	2.17%
Semi/Link/Townhouse Sales in Oakville	
Price Range	% of Sales by Price
\$600,000 - \$699,000	12.90%
\$700,000 - \$799,000	32.26%
\$800,000 - \$899,000	32.26%
\$900,000 - \$999,000	3.23%
\$1,000,000 - \$1,499,999	19.35%
Condo Apartment/TH Sales in Oakville	
Price Range	% of Sales by Price
\$300,000 - \$349,999	2.33%
\$350,000 - \$399,999	16.28%
\$400,000 - \$449,999	16.28%
\$450,000 - \$499,999	11.63%
\$500,000 - \$599,000	13.95%
\$600,000 - \$699,000	2.33%
\$700,000 - \$799,000	13.95%
\$800,000 - \$899,000	11.63%
\$900,000 - \$999,000	4.65%
\$1,000,000 - \$1,499,999	4.65%
\$1,500,000 - \$1,999,999	2.33%
Other Sales in Oakville	
Price Range	% of Sales by Price
\$600,000 - \$699,000	40.00%
\$700,000 - \$799,000	60.00%

The median sale price is the midpoint of all sales.

Disclaimer: The information provided herein is deemed accurate but not guaranteed.

Source: The Oakville, Milton and District Real Estate Board

