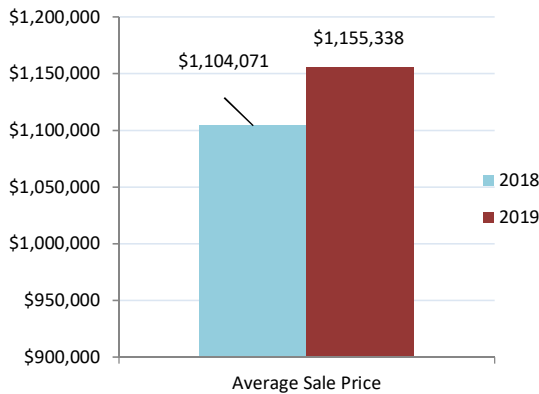
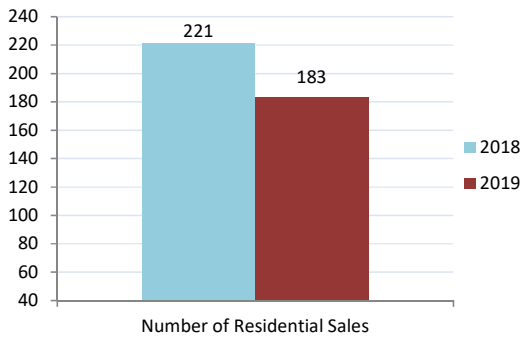
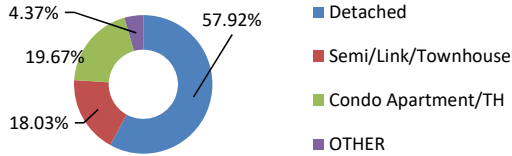




The Oakville, Milton and District Real Estate Board

March 2019 Market Watch: Oakville

Visual Re-Cap for Oakville Market in 2019



Re-Cap for Oakville Market in 2019	
Average Sale Price	Median Sale Price
\$1,155,338	\$972,500
Residential Type	Units Sold by Type
Detached	106
Semi/Link/Townhouse	33
Condo Apartment/TH	36
OTHER	8
TOTAL	183
Detached Sales in Oakville	
Price Range	% of Sales by Price
\$700,000 - \$799,000	2.83%
\$800,000 - \$899,000	7.55%
\$900,000 - \$999,000	11.32%
\$1,000,000 - \$1,499,999	78.30%
\$1,500,000 - \$1,999,999	0.00%
\$2,000,000 - \$2,499,999	0.00%
\$2,500,000 - \$2,999,999	0.00%
\$3,000,000 - Above	0.00%
Semi/Link/Townhouse Sales in Oakville	
Price Range	% of Sales by Price
\$500,000 - \$599,000	3.03%
\$600,000 - \$699,000	9.09%
\$700,000 - \$799,000	30.30%
\$800,000 - \$899,000	33.33%
\$900,000 - \$999,000	9.09%
\$1,000,000 - \$1,499,999	15.15%
Condo Apartment/TH Sales in Oakville	
Price Range	% of Sales by Price
\$250,000 - \$299,999	2.56%
\$300,000 - \$349,999	2.56%
\$350,000 - \$399,999	12.82%
\$400,000 - \$449,999	7.69%
\$450,000 - \$499,999	7.69%
\$500,000 - \$599,000	25.64%
\$600,000 - \$699,000	10.26%
\$700,000 - \$799,000	15.38%
\$800,000 - \$899,000	5.13%
\$1,000,000 - \$1,499,999	10.26%
Other Sales in Oakville	
Price Range	% of Sales by Price
\$450,000 - \$499,999	12.50%
\$500,000 - \$599,000	12.50%
\$700,000 - \$799,000	50.00%
\$800,000 - \$899,000	25.00%

The median sale price is the midpoint of all sales.

Disclaimer: The information provided herein is deemed accurate but not guaranteed.

Source: The Oakville, Milton and District Real Estate Board

